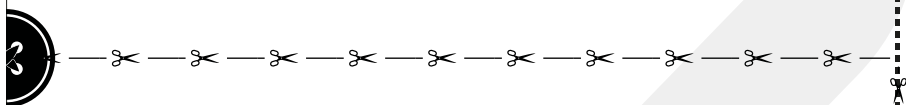


TOP



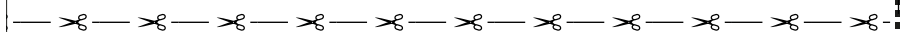
- ✂ X1 **FABRIC**  
✂ X1 **FUSIBLE INTERFACING (optional)**

## PIECE 1



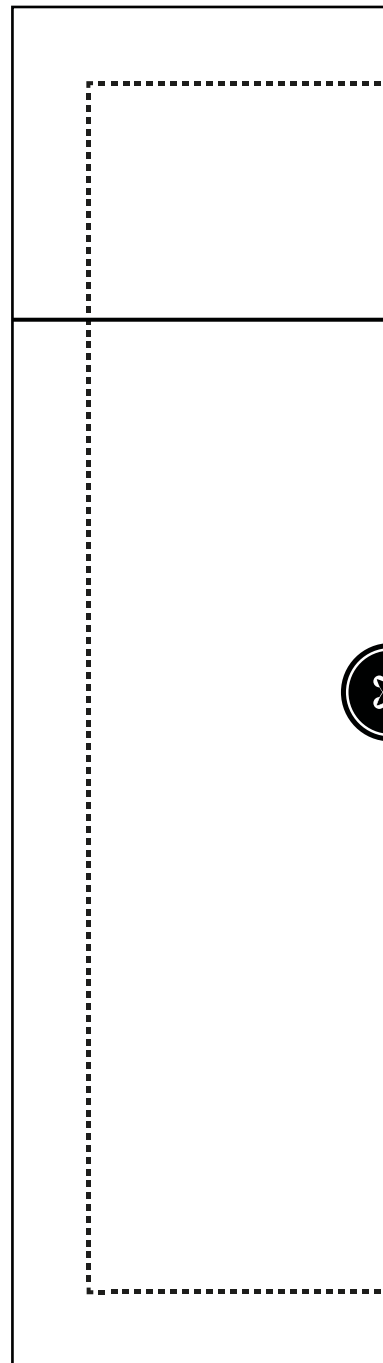
cut-out box

choose your preferred placement  
(the handle that will be visible when finished)



THE CLEVER HAND TOWEL

BOTTOM



marks to transfer  
to the right side

3

Fold Line:  
the handle is placed above this line  
fold from top to bottom

marks to transfer  
to the right side

